



# ARKANSAS RAZORBACKS

1 National Championship » 6 Final Four Appearances » 10 Sweet 16 Appearances » 31 NCAA Tournament Bids

## » 2016-17 SCHEDULE »

Overall: 0-0 | SEC: 0-0 | H: 0-0 | A: 0-0 | N: 0-0

OCTOBER (1-0)			W/L	SCORE
28	Central Missouri+		W	87-60

NOVEMBER (1-0)			W	94-44
4	Emporia State+			
11	Fort Wayne	SEC Network +		7 p.m.
14	Southern Illinois	SEC Network +		7 p.m.
18	UT Arlington	SEC Network +		7 p.m.
22	at Minnesota	ESPN3		7 p.m.
28	Mount Saint Mary's	SEC Network +		7 p.m.

DECEMBER (0-0)				
1	Stephen F. Austin	SEC Network		8 p.m.
3	Austin Peay	SEC Network +		7 p.m.
6	Houston	SEC Network		6 p.m.
10	North Florida	SEC Network		4:30 p.m.
17	Texas^	ESPNU		1:30 p.m.
20	North Dakota St.	SEC Network		6 p.m.
22	Sam Houston St.#			7 p.m.
29	Florida*	SEC Network		6 p.m.

JANUARY (0-0)				
3	at Tennessee*	SEC Network		5:30 p.m.
7	at Kentucky*	SEC Network		7:30 p.m.
10	Mississippi State*	SEC Network		8 p.m.
14	Missouri*	SEC Network		5 p.m.
17	at Texas A&M*	SEC Network		6 p.m.
21	LSU*	SEC Network		7:30 p.m.
24	at Vanderbilt*	SEC Network		7:30 p.m.
28	at Oklahoma St.%	ESPNU		3 p.m.

FEBRUARY (0-0)				
1	Alabama*	SEC Network		6 p.m.
4	at Missouri*	SEC Network		5 p.m.
7	Vanderbilt*	SEC Network		7:30 p.m.
11	at LSU*	SEC Network		7:30 p.m.
15	at South Carolina*	SEC Network		5:30 p.m.
18	Ole Miss*	SEC Network		5 p.m.
22	Texas A&M*	SEC Network		7:30 p.m.
25	at Auburn*	SEC Network		7:30 p.m.

MARCH (0-0)				
1	at Florida*	ESPN2		6 p.m.
4	Georgia*	ESPN/2		1 p.m.
8-12 SEC Tournament			Nashville, Tenn.	

All times Central and subject to change  
 + Exhibition Game  
 # at Verizon Arena (North Little Rock, Ark.)  
 ^ Lone Star Shootout (Houston, Texas)  
 % Big12/SEC Challenge  
 \* SEC Game

## » THE SEASON OPENER »

### ARKANSAS RAZORBACKS (0-0)

**Head Coach:** Mike Anderson (Tulsa '82)  
**Record at Arkansas:** 102-64 (6th Season)  
**Overall Record:** 302-162 (15th Season)



VS



### FORT WAYNE (0-0)

**Head Coach:** Jon Coffman (Washington & Lee 96')  
**Record at Fort Wayne:** 40-25 (3rd Season)  
**Overall Record:** 40-25 (3rd Season)

## » #FASTEST40 FACTS »

- Arkansas opens its 94th season of basketball in 2016-17 and the sixth under head coach Mike Anderson.

- The Razorbacks have won 42 straight home openers, including a 23-0 record in openers inside Bud Walton Arena.

- Arkansas has won 21 consecutive season openers and have opened the year in the win column in 43 of the last 45 seasons.

- Mike Anderson coached teams have never lost a season opener, going 14-0 with an average margin of victory of 17.1 points.

- Arkansas is one of five teams in the SEC to finish .500 or better in the league in each of the last four years.

- Arkansas is picked to finish fifth in the SEC by the media and has finished higher than it was picked each of the last three seasons.

- Arkansas is 46-2 in non-conference games in Bud Walton Arena under head coach Mike Anderson. The two losses came against Syracuse (2012-13) and Akron (2015-16).

- Arkansas is one of 10 schools in the nation returning two players from a year ago who averaged 15.5-plus points per game. The Razorbacks are one of four high-major schools and join the University of Georgia as the only SEC programs.

- The Razorbacks return their top two scorers and rebounders from a year ago and the top four shooters in terms of field goal percentage.

## » GAMEDAY INFORMATION »

**DATE:** Friday, Nov. 11, 2016 | 7 p.m. CT  
**LOCATION:** Bud Walton Arena (Fayetteville, Ark.)  
**TV:** SEC Network Plus  
**TALENT:** Alex Perlman (PXP), Simeon Hinsey (Analyst)  
**RADIO:** Razorback/IMG Sports Network  
**TALENT:** Chuck Barrett (PXP), Matt Zimmerman (Analyst)  
**STATS:** ArkansasRazorbacks.com | StatBroadcast  
**SERIES RECORD:** First Meeting  
**NEXT UP:** vs. Southern Illinois - Monday, Nov. 14 at 7 p.m.

## » PRESEASON HONORS »

### Moses Kingsley

- SEC Preseason Player of the Year
- Kareem Abdul-Jabbar Award Watch List
- Lute Olson Award Watch List
- Ranked No. 6 big man in the country by NBC Sports
- Ranked No. 21 player in the nation by NBC Sports
- Ranked No. 18 player in the nation by CBS Sports

### Dusty Hannahs

- Jerry West Award Watch List
- Ranked No. 97 player in the nation by CBS Sports

### Jaylen Barford

- One of 15 Impact JUCO Transfers by Jon Rothstein

### Daryl Macon

- One of 15 Impact JUCO Transfers by Jon Rothstein

### Watch List Notes

- Arkansas is one of seven programs in the country to put players on watch lists for the Jerry West Award as the top shooting guard in the country and the Kareem Abdul-Jabbar Award as the nation's top center.

- The Razorbacks are the only program with multiple players listed on the impact JUCO transfers list.

## » HOW THEY COMPARE » BY THE NUMBERS »

2015-16 STATS LISTED

	78.2	.443	.397	37.1	16.3	5.2	7.4	74.7	.435	.359	-0.1	1.5
POINTS	FG%	3FG%	BOARDS	ASSISTS	BLOCKS	STEALS	SCORING DEFENSE	FG% DEFENSE	3FG% DEFENSE	REBOUND MARGIN	AST-TO RATIO	
	79.4	.462	.410	36.2	15.1	3.3	5.6	76.0	.460	.386	+2.0	1.2

#FASTEST40



## NUMERICAL ROSTER »

No.	Name	Pos.	Ht.	Wt.	Yr.	Hometown/High School/Last School
0	Jaylen Barford	G	6-3	202	Jr.	Jackson, Tenn. / Motlow State CC
1	Trey Thompson	F	6-9	265	Jr.	Madison, Ark. / Forrest City HS
2	Adrio Bailey	F	6-6	204	Fr.	Campti, La. / Lakeview HS
3	Dusty Hannahs	G	6-3	203	Sr.	Little Rock, Ark. / Pulaski Academy / Texas Tech
4	Daryl Macon	G	6-3	185	Jr.	Little Rock, Ark. / Parkview HS / Holmes CC
5	Arlando Cook	F	6-8	215	Jr.	St. Louis, Mo. / Madison Prep / Connors State College
11	RJ Glasper	G	5-10	168	Fr.	Forrest City, Ark. / Forrest City HS
12	Brachen Hazen	F	6-8	195	Fr.	Fort Wayne, Ind. / Columbia City HS
13	Dustin Thomas	F	6-8	225	R-Jr.	Texarkana, Texas / Pleasant Grove HS / Colorado
15	Jonathan Holmes	G	Fr.	5-10	190	Columbia, Ill./Columbia HS
21	Manuale Watkins	G	6-3	222	Sr.	Fayetteville, Ark./Fayetteville HS
23	C.J. Jones	G	6-5	175	Fr.	Birmingham, Ala. / Central Park Christian
31	Anton Beard	G	6-0	198	Jr.	N. Little Rock, Ark./North Little Rock HS
33	Moses Kingsley	F	6-10	230	Sr.	Abuja, Nigeria/Huntington Prep (W. Va.)

## COACHING STAFF »

Title	Name	Experience	Alma Mater
Head Coach	Mike Anderson	6th Year	Tulsa, '82
Associate Head Coach	Melvin Watkins	6th Year	Charlotte, '77
Assistant Coach	TJ Cleveland	6th Year	Arkansas, '02
Assistant Coach	Scotty Thurman	1st Year	Philander-Smith, '03
Director of Operations	Matt Zimmerman	6th Year	Arkansas, '90
Director of S-A Development	Jeff Daniels	6th Year	Montevallo, '82
Video Coordinator	Will Bartlett	6th Year	Missouri, '09
Special Assistant to the HC	Lee Mayberry	3rd Year	Arkansas, '15
Graduate Assistant	Kikko Haydar	2nd Year	Arkansas, '14
Graduate Assistant	Riley Hall	2nd Year	Arkansas, '16
Athletic Trainer	Dave England	33rd Year	Arkansas, '80



**Jaylen Barford**  
Jr. | G | 6-3 | 202



**Trey Thompson**  
Jr. | F | 6-9 | 265



**Adrio Bailey**  
Fr. | F | 6-6 | 204



**Dusty Hannahs**  
R-Sr. | G | 6-3 | 210



**Daryl Macon**  
Jr. | G | 6-3 | 185



**Arlando Cook**  
Jr. | F | 6-8 | 215



**RJ Glasper**  
Fr. | G | 5-10 | 168



**Brachen Hazen**  
Fr. | F | 6-8 | 195



**Dustin Thomas**  
R-Jr. | F | 6-8 | 225



**Manuale Watkins**  
Sr. | G | 6-3 | 222



**C.J. Jones**  
Fr. | G | 6-5 | 175



**Anton Beard**  
Jr. | G | 6-0 | 198



**Moses Kingsley**  
Sr. | F | 6-10 | 230



**Mike Anderson**  
Head Coach - 6th Season

## A-Z ROSTER »

No.	Name	Yr.
2	Bailey, Adrio	Fr.
0	Barford, Jaylen	Jr.
3	Beard, Anton	Jr.
5	Cook, Arlando	Jr.
11	Glasper, RJ	Fr.
3	Hannahs, Dusty	Sr.
12	Hazen, Brachen	Fr.
15	Jonathan Holmes	Fr.
23	Jones, C.J.	Fr.
33	Kingsley, Moses	Sr.
4	Macon, Daryl	Jr.
1	Thompson, Trey	Jr.
13	Thomas, Dustin	R-Jr.
21	Watkins, Manuale	Sr.

## BY STATE »

<b>Alabama (1)</b>		
23	Jones, C.J.	Fr.
<b>Arkansas (6)</b>		
3	Beard, Anton	Jr.
11	Glasper, RJ	Fr.
4	Macon, Daryl	Jr.
3	Hannahs, Dusty	Sr.
1	Thompson, Trey	Jr.
21	Watkins, Manuale	Sr.
<b>Illinois (1)</b>		
15	Holmes, Jonathan	Fr.
<b>Indiana (1)</b>		
12	Hazen, Brachen	Fr.
<b>International (1)</b>		
33	Kingsley, Moses	Sr.
<b>Louisiana (1)</b>		
2	Bailey, Adrio	Fr.
<b>Missouri (1)</b>		
5	Cook, Arlando	Jr.
<b>Tennessee (1)</b>		
0	Barford, Jaylen	Jr.
<b>Texas (1)</b>		
13	Thomas, Dustin	R-Jr.

## BY CLASS »

<b>FRESHMEN (4)</b>		
2	Bailey, Adrio	Fr.
11	Glasper, RJ	Fr.
12	Hazen, Brachen	Fr.
15	Holmes, Jonathan	Fr.
23	Jones, C.J.	Fr.
<b>JUNIORS (6)</b>		
0	Barford, Jaylen	Jr.
3	Beard, Anton	Jr.
5	Cook, Arlando	Jr.
4	Macon, Daryl	Jr.
1	Thompson, Trey	Jr.
13	Thomas, Dustin	R-Jr.
<b>SENIORS (3)</b>		
3	Hannahs, Dusty	Sr.
33	Kingsley, Moses	Sr.
21	Watkins, Manuale	Sr.

## THE PRONUNCIATIONS »

Adrio Bailey: A-Dree-O  
Brachen Hazen: Brack-en Haiz-en  
Manuale Watkins: Man-YOU-L

### THE NON-CON SLATE »

• Arkansas is slated to play 13 non-conference games this year, with eight of those picked to finish in the top three of their respective league standings.

• The Razorbacks will play preseason favorites from the Summit League and the Sun Belt in the first three games of the season.

• While Texas was picked to finish third in the Big 12, it is ranked in the top 25 of both preseason polls.

• Arkansas will tip it up against four teams ranked in the Mid-Major Top 25 poll, with UT Arlington (6), Fort Wayne (15), Stephen F. Austin (18) and North Dakota State (19) all making an appearance.

Opponent	Conference	Picked
Fort Wayne	Summit League	1st
Sam Houston State	Southland	1st
UT Arlington	Sun Belt	1st
North Florida	Atlantic Sun	2nd
Stephen F. Austin	Southland	2nd
Austin Peay	Ohio Valley	2nd/West
Texas	Big 12	3rd
North Dakota State	Summit League	3rd
Mount Saint Mary's	Northeast	4th
Houston	American Athletic	4th
Southern Illinois	Missouri Valley	5th
Oklahoma State	Big 12	7th
Minnesota	Big Ten	12th

### IMMEDIATE IMPACT »

In Jon Rothstein's 15 impact JUCO transfers for the 2016-17 college basketball season, Arkansas was the only program with multiple players listed as Jaylen Barford and Daryl Macon headlined the group. The duo combined to average 50.1 points per game last year, as Barford led the nation in scoring at 26.2 points per contest, while Macon was sixth at 23.9 points per game.

### WATCH OUT »

With Dusty Hannahs on the watch list for the Jerry West Award as the nation's best shooting guard and Moses Kingsley in the running for the Kareem Abdul-Jabbar award as the best center in the country, Arkansas is one of seven programs in the country to put players on both watch lists.

### THE ART OF ORGANIZED CHAOS »

• During the Mike Anderson era over the last five years, Arkansas is tied for fifth in the country and leads the nation among high major programs in forcing the opponent to 25-plus turnovers in a game. It's happened nine times and the Razorbacks are 9-0 in those contests. During the same span, Arkansas is 26-2 when forcing 20 turnovers in a game.

### EXPERIENCE MATTERS »

The projected starting five of Kingsley, Thomas, Hannahs, Macon and Barford have combined to play in 370 regular season collegiate games. The group has 13 years of college experience and four of the five players combined to average 82.5 points per game last year with Thomas sitting out due to NCAA transfer rules.

### PERFECTION IN THE PALACE »

• Since Mike Anderson came back to Arkansas, the Razorbacks are tied for the third-most home victories in the country with 80.

• Arkansas is one of three teams with 80-plus wins and fewer than 15 losses at home over the last five seasons.

### DOUBLE-DOUBLE MOJO »

Moses Kingsley posted 16 double-doubles last season, the second-most of any returning high-major player in the country. Last fall he became the first player in six years to open the season with consecutive double-doubles when he averaged 19.5 points and 12 rebounds per game through the first two contests.

### #PROHOGS PRODUCTION »

Arkansas has had 29 former players go on to play in the NBA, including three this season as listed below.

Player	Team	Yrs	Draft Class
Joe Johnson	Jazz	17th	2001 - 10th (BOS)
Patrick Beverley	Rockets	5th	2009 - 42nd (LAL)
Bobby Portis	Bulls	1st	2015 - 22nd (CHI)

### » PROHOGS BY THE NUMBERS »

# #PROHOGS

# 37

» Arkansas has had 37 all-time NBA Draft selections from 35 different players in program history.

# 16

» The Razorbacks have 16 All-Star game appearances by Joe Johnson (7), Sidney Moncrief (5) and Alvin Robertson (4).

# 12

» Arkansas has 12 first round NBA Draft picks in program history with Sidney Moncrief going No. 5 overall in 1979.

### RECORD BREAKDOWN

At Home (Bud Walton Arena)	0-0
At Home (Verizon Arena)	0-0
On The Road	0-0
Neutral	0-0
White Uniforms	0-0
Cardinal Uniforms	0-0
Anthraccite Uniforms	0-0

### HALFTIME/LEADS/OVERTIME

Leading at the half, home	0-0
Leading at the half, road/neutral	0-0
Tied at the half, home	0-0
Tied at the half, road/neutral	0-0
Trailing at the half, home	0-0
Trailing at the half, road/neutral	0-0
Games decided by 5 points or fewer	0-0
Games decided by 10 points or fewer	0-0
Leading with 5:00 left	0-0
Leading with 2:00 left	0-0
Overtime games	0-0

### OFFENSE

Scoring less than 70 points	0-0
Scoring 70-79 points	0-0
Scoring 80-89 points	0-0
Scoring 90-99 points	0-0
Scoring 100+ points	0-0
2 Players Or Less in Double Figures	0-0
3 Players in Double Figures	0-0
4 Players in Double Figures	0-0
5 Players in Double Figures	0-0
6 Players in Double Figures	0-0
7 Players in Double Figures	0-0
1 Player Scores 20 Points	0-0
2 Players Score 20 Points	0-0
When shooting 50 percent or higher	0-0
When shooting less than 50 percent	0-0

### REBOUNDING/TURNOVERS

When outrebounding opponent	0-0
When outrebounded	0-0
When rebounds are even	0-0
When grabbing 10+ offensive reb	0-0
When forcing 15+ turnovers	0-0
When committing less than 15 turnovers	0-0
When committing 15+ turnovers	0-0

### Top Scorers (Includes Ties)

--	0-0
--	0-0
--	0-0

### Top Rebounders (Includes Ties)

--	0-0
--	0-0

### Months

In November	0-0
In December	0-0
In January	0-0
In February	0-0
In March	0-0

## MISCELLANEOUS STATISTICS »

### Double-Figure Scoring Games

Player	12-13	13-14	14-15	15-16	16-17	Career
Dusty Hannahs	7	11	--	28	--	46
Moses Kingsley	--	2	2	30	--	34
Anton Beard	--	--	8	7	--	15
Manuale Watkins	--	--	0	6	--	6
Trey Thompson	--	--	0	2	--	2
Dustin Thomas	--	1	3	--	--	4

### 20-Point Scoring Games

Player	12-13	13-14	14-15	15-16	16-17	Career
Dusty Hannahs	1	1	--	13	--	15
Moses Kingsley	--	0	0	8	--	8

### 30-Point Scoring Games

Player	12-13	13-14	14-15	15-16	16-17	Career
Dusty Hannahs	0	0	--	1	--	1

### 3 + Three-Pointers in a Game

Player	12-13	13-14	14-15	15-16	16-17	Career
Dusty Hannahs	6	4	--	18	--	28
Anton Beard	--	--	2	1	--	3
Dustin Thomas	--	1	--	--	--	1

### 5 + Three-Pointers in a Game

Player	12-13	13-14	14-15	15-16	16-17	Career
Dusty Hannahs	--	1	--	3	--	4

### Double Figure Rebounding Games

Player	12-13	13-14	14-15	15-16	16-17	Career
Moses Kingsley	--	1	0	16	--	17

### Double-Doubles

Player	12-13	13-14	14-15	15-16	16-17	Career
Moses Kingsley	--	1	0	16	--	17

### 5 + Assist Games

Player	12-13	13-14	14-15	15-16	16-17	Career
Manuale Watkins	--	0	1	1	--	2
Moses Kingsley	--	0	1	0	--	1
Trey Thompson	--	--	0	1	--	1

### 3 + Steals in a Game

Player	12-13	13-14	14-15	15-16	16-17	Career
Manuale Watkins	--	0	3	3	--	6
Anton Beard	--	--	4	1	--	5
Moses Kingsley	--	0	0	3	--	3
Dusty Hannahs	0	0	--	1	--	1
Dustin Thomas	--	--	1	--	--	1

### 3 + Blocks in a Game

Player	12-13	13-14	14-15	15-16	16-17	Career
Moses Kingsley	--	7	5	13	--	25
Trey Thompson	--	--	0	2	--	2

## RECORD WATCH IN 2016-17 »

### MOSES KINGSLEY »

• 233 points shy of becoming the 40th player in school history to eclipse the 1,000 career point's mark.

• 117 made free throws shy tying Darrell Walker for 10th all-time in school history with 333 career free throws made.

• 147 free throw attempts shy tying Ronnie Brewer for 10th all-time in school history with 486 free throws attempted in a career.

• 156 rebounds shy of tying Corliss Williamson for 10th all-time in school history with 641 career rebounds.

• Kingsley currently ranks 5th all-time in school history with 163 career blocks and is 31 shy of tying Darian Townes for 4th all-time.

### DUSTY HANNAHS »

• On pace to finish in the top-three in school history for career free throw percentage.

• Hannahs is on pace to break the school record for three-point field goal percentage in a career.

• 68 made three-pointers shy of tying Brandon Dean for 10th all-time in school history for made three-pointers.



## » BY THE NUMBERS »

5

» Five current Razorbacks have received SEC All-Academic honors during their career.

12

» Arkansas has had 12 current and former players graduate since May 2014, averaging four graduates per academic year.

3.0

» Over the last calendar year, the Razorbacks have had a cumulative grade point average of 3.097.

# PLAY HARD ACT RIGHT

• Senior Dusty Hannahs is scheduled to graduate in December with a degree Supply Chain Management.

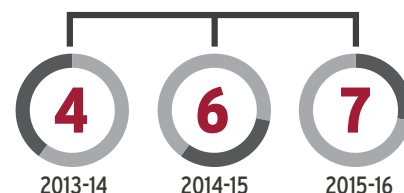
• Moses Kingsley and Manuale Watkins are slated to graduate on time this spring.

• Trey Thompson is set to graduate a year early this summer and start graduate school next fall during his senior year.

• Eleven of the 14 players had a 3.0 or higher GPA during the summer term.

17

SEC Academic Honor Roll Players over the last three seasons



## » THE NATIONAL POLLS »

### Associated Press Poll - (Preseason)

RK	TEAM	RECORD	POINTS
1	Duke (58)	0-0	1,612
2	<b>Kentucky (2)</b>	<b>0-0</b>	<b>1,479</b>
3	Kansas	0-0	1,476
4	Villanova (4)	0-0	1,465
5	Oregon (1)	0-0	1,343
6	North Carolina	0-0	1,314
7	Xavier	0-0	1,167
8	Virginia	0-0	1,149
9	Wisconsin	0-0	1,135
10	Arizona	0-0	1,004
11	Indiana	0-0	917
12	Michigan State	0-0	903
13	Louisville	0-0	755
14	Gonzaga	0-0	699
15	Purdue	0-0	672
16	UCLA	0-0	540
17	Saint Mary's	0-0	512
18	Connecticut	0-0	504
19	Syracuse	0-0	464
20	West Virginia	0-0	360
21	<b>Texas</b>	<b>0-0</b>	<b>250</b>
22	Creighton	0-0	231
23	Rhode Island	0-0	199
24	Iowa State	0-0	168
25	Maryland	0-0	144

**Others receiving votes:** Cincinnati 110, Dayton 98, Florida State 88, California 74, San Diego State 48, Miami 35, NC State 29, Butler 21, Wichita St 21, Ohio State 18, Virginia Tech 18, **Florida 18**, **Texas A&M 14**, **Mississippi State 14**, Oklahoma 11, Colorado 10, Michigan 8, Monmouth 7, Notre Dame 6, Washington 5, Seton Hall 5, Princeton 2, Ohio 1, **Vanderbilt 1**, Harvard 1

### USA Today Coaches Poll (Preseason)

RK	TEAM	RECORD	POINTS
1	Duke (27)	0-0	792
2	Kansas (1)	0-0	721
3	Villanova (1)	0-0	700
4	<b>Kentucky (2)</b>	<b>0-0</b>	<b>695</b>
5	Oregon (1)	0-0	620
6	North Carolina	0-0	614
7	Virginia	0-0	596
8	Xavier	0-0	552
9	Michigan State	0-0	544
10	Wisconsin	0-0	487
11	Arizona	0-0	468
12	Indiana	0-0	435
13	Gonzaga	0-0	371
14	Louisville	0-0	367
15	Purdue	0-0	324
16	Connecticut	0-0	239
17	Syracuse	0-0	224
18	West Virginia	0-0	204
19	Saint Mary's	0-0	203
20	UCLA	0-0	185
21	Maryland	0-0	153
22	<b>Texas</b>	<b>0-0</b>	<b>124</b>
23	Creighton	0-0	113
24	Rhode Island	0-0	85
25	Cincinnati	0-0	75

**Others receiving votes:** Florida State 65, Iowa State 56, California 43, Miami 35, Dayton 34, Oklahoma 33, Seton Hall 24, **Texas A&M 22**, Notre Dame 18, San Diego State 17, Virginia Tech 16, Wichita St 15, Butler 14, USC 14, Ohio State 12, Colorado 11, **Florida 11**, Clemson 11, Michigan 10, Pittsburgh 7, **Georgia 6**, Yale 6, VCU 6, Chattanooga 5, Washington 4, Kansas State 3, Nevada 3, Davidson 2, Valparaiso 2, **Arkansas 2**, Utah 1, SMU 1

## » WEEK-BY-WEEK RANKINGS »

WEEK	AP	COACHES	NCAA RPI
Preseason	NR	RV	--
Nov. 14			
Nov. 21			
Nov. 28			
Dec. 5			
Dec. 12			
Dec. 19			
Dec. 26			
Jan. 2			
Jan. 9			
Jan. 16			
Jan. 23			
Jan. 30			
Feb. 6			
Feb. 13			
Feb. 20			
Feb. 27			
March 6			
March 13			
Final			

### The Last time Arkansas was ranked in the AP...

Top 25:	No. 21	March 16, 2015
Top 15:	No. 15	Nov. 14, 2000
Top 10:	No. 6	1994-95 Final Poll
Top 5:	No. 5	March 7, 1995
No. 1:	No. 1	1994-95 Preseason Poll

# MIKE ANDERSON



**HEAD COACH**  
**6TH SEASON AT ARKANSAS**  
**15TH SEASON OVERALL**

## CAREER NUMBERS

### At Arkansas: 102-64 (6th Year)

2015-16 » 16-16  
2014-15 » 27-9 (NCAA, Third Round)  
2013-14 » 22-12 (NIT, Second Round)  
2012-13 » 19-13  
2011-12 » 18-14

### At Missouri: 111-57 (5 Years)

2010-11 » 23-11 (NCAA Second Round)  
2009-10 » 23-11 (NCAA Second Round)  
2008-09 » 31-7 (NCAA Elite Eight)  
2007-08 » 16-16  
2006-07 » 18-12

### At Alabama-Birmingham (UAB): 89-41 (4 Years)

2005-06 » 24-7 (NCAA First Round)  
2004-05 » 22-11 (NCAA Second Round)  
2003-04 » 22-10 (NCAA Sweet 16, C-USA Co-Champs)  
2002-03 » 21-13 (NIT Quarterfinals)

**Overall Record 302-162 (15th Year)**

## IT'S A NUMBERS GAME

### Postseason Tournaments

**1 2 3 4 5 6 7 8 9**

### 20-Win Seasons

**1 2 3 4 5 6 7 8 9**

### NCAA Tournaments

**1 2 3 4 5 6 7**

### 30-Win Seasons

**1**

### Losing Seasons

**0**

## PERSONAL INFO

Born: Dec. 12, 1959  
Hometown: Birmingham, Ala.  
Alma Mater: Tulsa (1982)  
Wife: Marcheita  
Children: Darcheita, Michael Jr., Yvonne  
Date Named Head Coach at Arkansas: March 23, 2011

The Razorback Nation welcomed home one of its own on March 23, 2011, when Mike Anderson was named the 12th head men's basketball coach in Arkansas history. Charged with bringing back the winning tradition that was synonymous with the Razorback program throughout the '80s and '90s, Anderson enters his sixth season at Arkansas and 15th year as a head coach in 2016-17.

After losing 72 percent of scoring production heading into the 2015-16 season, Anderson continued his history of developing players as Arkansas finished third in the Southeastern Conference in scoring at 78.2 points per game and paced the league in three-point field goal percentage, turnover margin and assist/turnover ratio. Despite dropping eight games by four points or less, Arkansas never wavered and caught fire toward the end of the season to win four of its final five regular season games and finish eighth in the SEC. The Razorbacks became one of five teams to post a .500 or better record in conference play each of the last four years.

A longtime assistant and associate head coach at Arkansas, Anderson spent a combined nine years as a head coach at the University of Alabama-Birmingham and the University of Missouri before returning to the Razorbacks.

One of just 10 current Division I head coaches with 10-plus years of experience and no losing seasons, Anderson's 14 years at the helm of a program have resulted in a 302-162 record, nine 20-win campaigns, seven NCAA Tournament appearances, two Sweet Sixteen berths and a run to the 2009 Elite Eight.

During his first five seasons at Arkansas, Anderson produced a 102-64 record and was the first head coach in program history to win 18 or more games in each of his first four years. Anderson has also re-established Bud Walton Arena as one of the toughest places to play and brought excitement back to the tradition-rich program. In his first five years, Arkansas has won 80 games (80-12) in Bud Walton Arena, including an arena-record 17 during each of his first three years. The 2012-13 squad posted just the third unbeaten SEC home record (9-0) in program history and the first since 1998. The success on-and-off the court has translated into fan support as Arkansas returned to the top 25 in national attendance the first four years, including No. 11 in 2014-15.

## CONSISTENCY

Head coach Mike Anderson is one of just 10 current Division I coaches with 10-plus years of head coaching experience and no losing seasons. Anderson and Thad Matta are the only coaches to accomplish the feat during stops at three different institutions.

<b>Coach</b>	<b>Schools</b>	<b>Yrs</b>
Roy Williams	Kansas/UNC	27
Tom Izzo	Michigan State	20
Mark Few	Gonzaga	16
Thad Matta	Butler/Xavier/Ohio State	15
<b>Mike Anderson</b>	<b>UAB/Missouri/Arkansas</b>	<b>14</b>
Jamie Dixon	Pittsburgh	12
Sean Miller	Xavier/Arizona	11
Andy Kennedy	Cincinnati/Ole Miss	10
Dave Rose	BYU	10
Ben Jacobson	Northern Iowa	10

## » ARKANSAS GAME HIGHS »

POINTS	117	NORTHWESTERN STATE (12/01/15)
	97	NORTH FLORIDA (12/22/15)
FIELD GOALS MADE	44	NORTHWESTERN STATE (12/01/15)
	42	NORTH FLORIDA (12/22/15)
FIELD GOAL ATTEMPTS	79	NORTH FLORIDA (12/22/15)
	79	NORTHWESTERN STATE (12/01/15)
FIELD GOAL PERCENTAGE	.627 (37-59)	at Mizzou (01/12/16)
	.557 (44-79)	NORTHWESTERN STATE (12/01/15)
3 PT FIELD GOALS MADE	16	MISSISSIPPI STATE (01/09/16)
	10	MIZZOU (02/20/16)
	10	at Florida (02/03/16)
3 PT FG ATTEMPTS	26	MIZZOU (02/20/16)
	25	AUBURN (02/17/16)
3 PT FG PERCENTAGE	.692 (9-13)	EVANSVILLE (12/08/15)
	.667 (16-24)	MISSISSIPPI STATE (01/09/16)
FREE THROWS MADE	26	VANDERBILT (01/05/16)
	26	AKRON (11/18/15)
FREE THROW ATTEMPTS	35	VANDERBILT (01/05/16)
	32	AKRON (11/18/15)
FREE THROW PERCENTAGE	.875 (14-16)	vs Stanford (11/27/15)
	.842 (16-19)	at Wake Forest (12/04/15)
REBOUNDS	52	NORTH FLORIDA (12/22/15)
	47	MIZZOU (02/20/16)
ASSISTS	27	NORTH FLORIDA (12/22/15)
	24	NORTHWESTERN STATE (12/01/15)
STEALS	15	AUBURN (02/17/16)
	15	VANDERBILT (01/05/16)
BLOCKED SHOTS	13	TENNESSEE TECH (12/12/15)
	9	MISSISSIPPI STATE (01/09/16)
TURNOVERS	16	MISSISSIPPI STATE (01/09/16)
	16	at Dayton (12/30/15)
FOULS	27	at Florida (02/03/16)
	27	VANDERBILT (01/05/16)

## » ARKANSAS GAME LOWS »

POINTS	46	at Mississippi State (02/09/16)
	60	at Ole Miss (02/13/16)
FIELD GOALS MADE	16	at Mississippi State (02/09/16)
	18	at Ole Miss (02/13/16)
FIELD GOAL ATTEMPTS	52	EVANSVILLE (12/08/15)
	52	at Tennessee (02/27/16)
FIELD GOAL PERCENTAGE	.222 (16-72)	at Mississippi State (02/09/16)
	.316 (18-57)	at Ole Miss (02/13/16)
3 PT FIELD GOALS MADE	1	at Mississippi State (02/09/16)
	2	KENTUCKY (01/21/16)
	2	vs Florida (03/10/16)
3 PT FG ATTEMPTS	10	NORTH FLORIDA (12/22/15)
	10	at Mississippi State (02/09/16)
3 PT FG PERCENTAGE	.100 (1-10)	at Mississippi State (02/09/16)
	.167 (2-12)	KENTUCKY (01/21/16)
	.167 (2-12)	vs Florida (03/10/16)
FREE THROWS MADE	7	at LSU (01/16/16)
	9	NORTH FLORIDA (12/22/15)
FREE THROW ATTEMPTS	11	at LSU (01/16/16)
	13	MISSISSIPPI STATE (01/09/16)
FREE THROW PERCENTAGE	.524 (11-21)	SOUTH CAROLINA (03/05/16)
	.538 (14-26)	SOUTHERN UNIVERSITY (11/13/15)
REBOUNDS	26	vs Georgia Tech (11/26/15)
	26	SOUTH CAROLINA (03/05/16)
ASSISTS	3	at Mississippi State (02/09/16)
	8	vs Florida (03/10/16)
STEALS	3	KENTUCKY (01/21/16)
	3	at Alabama (03/02/16)
BLOCKED SHOTS	1	at Florida (02/03/16)
	1	vs Florida (03/10/16)
TURNOVERS	6	at Mizzou (01/12/16)
	7	MIZZOU (02/20/16)
FOULS	15	SOUTH CAROLINA (03/05/16)
	16	EVANSVILLE (12/08/15)

## » ARKANSAS INDIVIDUAL GAME HIGHS »

Points	33	Hannahs, Dusty vs Florida (03/10/16)
	26	Hannahs, Dusty vs Mississippi State (01/09/16)
	26	Bell, Anthlon vs Vanderbilt (01/05/16)
	26	Kingsley, Moses at Dayton (12/30/15)
	25	Hannahs, Dusty vs Texas Tech (01/30/16)
	25	Bell, Anthlon vs Mississippi State (01/09/16)
	25	Kingsley, Moses vs Vanderbilt (01/05/16)
Field Goals Made	12	Hannahs, Dusty vs Florida (03/10/16)
	11	Kingsley, Moses vs North Florida (12/22/15)
Field Goal Att.	23	Hannahs, Dusty vs Florida (03/10/16)
	20	Bell, Anthlon vs Akron (11/18/15)
FG Pct (min 5 made)	1.000 (8-8)	Kingsley, Moses at Mizzou (01/12/16)
	1.000 (8-8)	Kingsley, Moses vs Southern University (11/13/15)
	1.000 (6-6)	Thompson, Trey vs LSU (02/23/16)
3-Point FG Made	8	Hannahs, Dusty vs Mississippi State (01/09/16)
	6	Bell, Anthlon vs Vanderbilt (01/05/16)
3-Point FG Att.	13	Hannahs, Dusty vs Mississippi State (01/09/16)
	13	Bell, Anthlon vs Akron (11/18/15)
3-Pt FG Pct (min 2 made)	1.000 (5-5)	Hannahs, Dusty vs Charleston Southern (11/20/15)
	1.000 (2-2)	Whitt, Jimmy vs Tennessee (02/06/16)
Free Throws Made	10	Hannahs, Dusty vs Evansville (12/08/15)
	9	Kingsley, Moses vs LSU (02/23/16)
	9	Hannahs, Dusty vs Vanderbilt (01/05/16)
Free Throw Att.	14	Kingsley, Moses vs Auburn (02/17/16)
	13	Kingsley, Moses vs LSU (02/23/16)
FT Pct (min 3 made)	1.000 (10-10)	Hannahs, Dusty vs Evansville (12/08/15)
	1.000 (8-8)	Hannahs, Dusty vs Texas Tech (01/30/16)
	1.000 (7-7)	Hannahs, Dusty vs Florida (03/10/16)
	1.000 (7-7)	Bell, Anthlon at Ole Miss (02/13/16)
	1.000 (6-6)	Bell, Anthlon at Alabama (03/02/16)
	1.000 (5-5)	Hannahs, Dusty vs Georgia Tech (11/26/15)
	1.000 (5-5)	Hannahs, Dusty vs Akron (11/18/15)
	1.000 (4-4)	Bell, Anthlon vs Mizzou (02/20/16)
	1.000 (4-4)	Whitt, Jimmy vs Mizzou (02/20/16)
	1.000 (4-4)	Hannahs, Dusty vs Mizzou (02/20/16)
	1.000 (4-4)	Durham, Jabril vs Texas Tech (01/30/16)
	1.000 (4-4)	Hannahs, Dusty vs Texas A&M (01/27/16)
	1.000 (4-4)	Kouassi, Willy at Wake Forest (12/04/15)
	1.000 (4-4)	Bell, Anthlon vs Northwestern State (12/01/15)
	1.000 (4-4)	Kingsley, Moses vs Stanford (11/27/15)
	1.000 (4-4)	Watkins, Manuale vs Charleston Southern (11/20/15)
	1.000 (4-4)	Durham, Jabril vs Akron (11/18/15)
	1.000 (4-4)	Hannahs, Dusty vs Southern University (11/13/15)
	1.000 (3-3)	Hannahs, Dusty vs South Carolina (03/05/16)
	1.000 (3-3)	Beard, Anton at Tennessee (02/27/16)
	1.000 (3-3)	Watkins, Manuale vs Auburn (02/17/16)
	1.000 (3-3)	Whitt, Jimmy at Ole Miss (02/13/16)
	1.000 (3-3)	Hannahs, Dusty at Florida (02/03/16)
	1.000 (3-3)	Watkins, Manuale vs Texas Tech (01/30/16)
Rebounds	14	Kingsley, Moses vs Florida (03/10/16)
	14	Kingsley, Moses vs Mercer (12/19/15)
Assists	12	Durham, Jabril vs Mississippi State (01/09/16)
	11	Durham, Jabril vs South Carolina (03/05/16)
	11	Durham, Jabril vs Charleston Southern (11/20/15)
Steals	6	Durham, Jabril vs Mississippi State (01/09/16)
	5	Durham, Jabril vs Mercer (12/19/15)
	5	Durham, Jabril vs Northwestern State (12/01/15)
Blocked Shots	8	Kingsley, Moses vs Tennessee Tech (12/12/15)
	5	Kingsley, Moses vs North Florida (12/22/15)
	5	Kingsley, Moses vs Southern University (11/13/15)
Turnovers	6	Durham, Jabril vs Southern University (11/13/15)
	5	Kingsley, Moses at Ole Miss (02/13/16)
	5	Kingsley, Moses at Florida (02/03/16)
	5	Hannahs, Dusty at Dayton (12/30/15)
Minutes	40	Hannahs, Dusty vs Texas Tech (01/30/16)
	40	Kingsley, Moses at Dayton (12/30/15)
	39	Bell, Anthlon vs Texas Tech (01/30/16)
	39	Kingsley, Moses vs Mercer (12/19/15)
	38	Kingsley, Moses vs Vanderbilt (01/05/16)

2015-16 STATS LISTED »

# STARTING LINEUPS »

Date	Opponent	G	G	G	F	F	Outcome
Oct. 28	Central Missouri+	Barford	Macon	Hannahs	Thomas	Kingsley	W, 87-60
Nov. 4	Emporia State+	Barford	Macon	Hannahs	Thomas	Kingsley	W, 94-44
Nov. 11	Fort Wayne	--	--	--	--	--	--
Nov. 14	Southern Illinois	--	--	--	--	--	--
Nov. 18	UT Arlington	--	--	--	--	--	--
Nov. 22	at Minnesota	--	--	--	--	--	--
Nov. 28	Mount Saint Mary's	--	--	--	--	--	--
Dec. 1	Stephen F. Austin	--	--	--	--	--	--
Dec. 3	Austin Peay	--	--	--	--	--	--
Dec. 6	Houston	--	--	--	--	--	--
Dec. 10	North Florida	--	--	--	--	--	--
Dec. 17	Texas^	--	--	--	--	--	--
Dec. 20	North Dakota State	--	--	--	--	--	--
Dec. 22	Sam Houston State#	--	--	--	--	--	--
Dec. 29	Florida*	--	--	--	--	--	--
Jan. 3	at Tennessee*	--	--	--	--	--	--
Jan. 7	at Kentucky*	--	--	--	--	--	--
Jan. 10	Mississippi State*	--	--	--	--	--	--
Jan. 14	Missouri*	--	--	--	--	--	--
Jan. 17	at Texas A&M*	--	--	--	--	--	--
Jan. 21	LSU*	--	--	--	--	--	--
Jan. 24	at Vanderbilt*	--	--	--	--	--	--
Jan. 28	at Oklahoma State%	--	--	--	--	--	--
Feb. 1	Alabama*	--	--	--	--	--	--
Feb. 4	at Missouri*	--	--	--	--	--	--
Feb. 7	Vanderbilt*	--	--	--	--	--	--
Feb. 11	at LSU*	--	--	--	--	--	--
Feb. 15	at South Carolina*	--	--	--	--	--	--
Feb. 18	Ole Miss*	--	--	--	--	--	--
Feb. 22	Texas A&M*	--	--	--	--	--	--
Feb. 25	at Auburn*	--	--	--	--	--	--
March 1	at Florida*	--	--	--	--	--	--
March 4	Georgia*	--	--	--	--	--	--

+ Exhibition Game

# at Verizon Arena (North Little Rock, Ark.)

^ Lone Star Shootout (Houston, Texas)

% Big12/SEC Challenge

\* SEC Game



Date	Opponent	Largest Lead	Largest Deficit	Time Led	Time Trailed	Time Tied	Outcome
Oct. 28	Central Missouri+	31 (2nd - 2:00)	3 (1st - 15:11)	35:38	1:35	2:47	W, 87-60
Nov. 4	Emporia State+	53 (2nd - 7:04)	2 (1st - 18:46)	37:48	0:58	1:14	W, 94-44
Nov. 11	Fort Wayne	--	--	--	--	--	--
Nov. 14	Southern Illinois	--	--	--	--	--	--
Nov. 18	UT Arlington	--	--	--	--	--	--
Nov. 22	at Minnesota	--	--	--	--	--	--
Nov. 28	Mount Saint Mary's	--	--	--	--	--	--
Dec. 1	Stephen F. Austin	--	--	--	--	--	--
Dec. 3	Austin Peay	--	--	--	--	--	--
Dec. 6	Houston	--	--	--	--	--	--
Dec. 10	North Florida	--	--	--	--	--	--
Dec. 17	Texas^	--	--	--	--	--	--
Dec. 20	North Dakota State	--	--	--	--	--	--
Dec. 22	Sam Houston State#	--	--	--	--	--	--
Dec. 29	Florida*	--	--	--	--	--	--
Jan. 3	at Tennessee*	--	--	--	--	--	--
Jan. 7	at Kentucky*	--	--	--	--	--	--
Jan. 10	Mississippi State*	--	--	--	--	--	--
Jan. 14	Missouri*	--	--	--	--	--	--
Jan. 17	at Texas A&M*	--	--	--	--	--	--
Jan. 21	LSU*	--	--	--	--	--	--
Jan. 24	at Vanderbilt*	--	--	--	--	--	--
Jan. 28	at Oklahoma State%	--	--	--	--	--	--
Feb. 1	Alabama*	--	--	--	--	--	--
Feb. 4	at Missouri*	--	--	--	--	--	--
Feb. 7	Vanderbilt*	--	--	--	--	--	--
Feb. 11	at LSU*	--	--	--	--	--	--
Feb. 15	at South Carolina*	--	--	--	--	--	--
Feb. 18	Ole Miss*	--	--	--	--	--	--
Feb. 22	Texas A&M*	--	--	--	--	--	--
Feb. 25	at Auburn*	--	--	--	--	--	--
March 1	at Florida*	--	--	--	--	--	--
March 4	Georgia*	--	--	--	--	--	--

+ Exhibition Game

# at Verizon Arena (North Little Rock, Ark.)

^ Lone Star Shootout (Houston, Texas)

% Big12/SEC Challenge

\* SEC Game

# Arkansas vs Central Missouri

Oct. 28, 2016 at 7 p.m. at Fayetteville, Ark. (Bud Walton Arena)

## Central Missouri 60 • 0-0

		Total	3-Ptr		Rebounds					PF	TP	A	TO	Blk	Stl	Min
#	Player	FG-FGA	FG-FGA	FT-FTA	Off	Def	Tot									
33	WOLF, KYLE	f	3-9	2-6	2-2	1	0	1	2	10	2	1	0	0	29	
50	LOWRANCE, JAKOB	c	0-5	0-2	0-0	0	2	2	2	0	0	0	0	1	16	
04	SMITH, CLARENCE	g	1-2	1-2	3-4	0	1	1	3	6	1	1	0	0	20	
11	O'NEIL, BRETT	g	0-0	0-0	0-0	0	1	1	0	0	2	4	1	1	16	
31	REAVES, SPENCER	g	3-8	2-6	2-2	0	1	1	1	10	1	2	0	0	29	
00	RICE, DUSHAUN		1-3	1-2	1-3	1	1	2	4	4	1	1	0	0	18	
03	WOODSON, BRAD		3-6	1-3	0-0	0	1	1	3	7	0	2	0	1	15	
12	REINMILLER, LOUIS		1-3	1-3	0-0	0	2	2	0	3	1	0	0	0	7	
20	LAWRENCE, MARQUIEZ		3-7	0-0	4-10	3	5	8	4	10	1	2	0	0	20	
22	WILKINSON, MATT		1-1	0-0	0-0	0	0	0	2	2	1	1	0	0	7	
23	LOCKE, ERICK		2-5	0-0	1-2	0	0	0	3	5	0	1	0	0	14	
24	GABRIEL, WILLIAMS		0-0	0-0	0-0	0	2	2	3	0	0	1	0	0	7	
32	WINGER, MICHAEL		1-1	1-1	0-0	0	0	0	0	3	1	0	0	0	2	
Team						2	3	5				3				
Totals			19-50	9-25	13-23	7	19	26	27	60	11	19	1	3	200	

FG % 1st Half: 8-19 42.1% 2nd half: 11-31 35.5% Game: 19-50 38.0% Deadball  
 3FG % 1st Half: 4-10 40.0% 2nd half: 5-15 33.3% Game: 9-25 36.0% Rebounds  
 FT % 1st Half: 11-16 68.8% 2nd half: 2-7 28.6% Game: 13-23 56.5% 3,4

## Arkansas 87 • 0-0

#	Player		Total		3-Ptr	Rebounds			PF	TP	A	TO	Blk	Stl	Min
			FG-FGA	FG-FGA		FT-FTA	Off	Def							
13	Thomas, Dustin	f	2-4	0-0	2-2	1	1	2	3	6	0	0	0	1	15
33	Kingsley, Moses	c	2-5	0-0	4-6	1	3	4	2	8	0	2	4	0	23
00	Barford, Jaylen	g	4-8	0-2	2-2	3	5	8	3	10	1	3	0	0	23
03	Hannahs, Dusty	g	7-11	0-2	3-6	0	1	1	2	17	2	0	0	1	20
04	Macon, Daryl	g	2-7	1-5	3-3	1	1	2	0	8	3	3	0	0	25
01	Thompson, Trey	g	0-1	0-0	1-2	1	3	4	4	1	2	3	1	0	13
02	Bailey, Adrio	g	1-1	0-0	3-4	1	4	5	0	5	0	0	0	0	5
05	Cook, Arlando	g	3-4	0-0	2-2	0	2	2	0	8	0	0	1	0	12
12	Hazen, Brachen	g	1-3	0-1	0-1	0	0	0	1	2	0	0	0	1	10
21	Watkins, Manuale	g	4-5	0-1	2-3	2	7	9	1	10	3	1	0	1	20
23	Jones, CJ	g	2-6	0-3	0-0	0	0	0	2	4	0	0	0	0	11
31	Beard, Anton	g	2-6	0-4	4-5	0	1	1	3	8	4	0	0	2	23
	Team					1	2	3							
Totals			30-61	1-18	26-36	11	30	41	21	87	17	10	6	6	200

FG % 1st Half: 15-34 44.1% 2nd half: 15-27 55.6% Game: 30-61 49.2% Deadball  
 3FG % 1st Half: 1-11 9.1% 2nd half: 0-7 0.0% Game: 9-25 36.0% Rebounds  
 FT % 1st Half: 10-15 66.7% 2nd half: 16-21 76.2% Game: 26-36 72.2% 7,1

Officials: Olandis Poole, K.B. Burdette Jr., Nathan Bemis  
 Technical fouls: Central Missouri-None. Arkansas-None.  
 Attendance: 13279  
 Estimated Actual Attendance: 3451

Score by periods	1st	2nd	Total
Central Missouri	31	29	60
Arkansas	41	46	87

Last FG - UCM 2nd-00:15, AR 2nd-00:35.  
 Largest lead - UCM by 3 1st-15:11, AR by 31 2nd-02:00.  
 UCM led for 01:35. AR led for 35:38. Game was tied for 02:47.

Points	In	Off	2nd	Fast	Bench
UCM	16	5	4	4	34
AR	50	21	18	14	38

Score tied - 4 times.  
 Lead changed - 4 times.

# Arkansas vs Emporia State

Nov. 4, 2016 at 7 p.m. at Fayetteville, Ark. (Bud Walton Arena)

## Emporia State 44

#	Player	Total		3-Ptr	Rebounds					PF	TP	A	TO	Blk	Stl	Min
		FG-FA	FG-FGA	FT-FTA	Off	Def	Tot									
30	PEDERSEN, JOSH	f	0-1	0-1	0-0	0	1	1	0	0	0	1	0	0	0	16
33	SARDIN, TERRENCE	f	1-2	0-0	2-3	1	2	3	3	4	0	1	0	0	2	13
03	JORDAN, TYLER	g	2-5	0-0	1-4	0	2	2	1	5	2	2	0	0	1	24
05	HALL, BRANDON	g	3-8	0-2	0-2	0	3	3	4	6	1	2	0	0	0	21
10	TEMAAT, JAY	g	1-6	0-4	0-0	1	0	1	0	2	0	5	0	0	1	21
00	MORTON, BRIAN	g	1-4	0-0	1-4	0	1	1	1	3	0	4	0	0	0	11
01	LIMUEL, STEPHAUN	g	0-1	0-0	4-4	1	0	1	4	4	0	1	2	2	2	11
02	MCLEMORE, MALIK	g	3-7	0-1	1-2	0	1	1	0	7	1	1	0	2	2	13
14	FORT, DUNCAN	g	0-2	0-1	0-0	0	3	3	2	0	1	2	0	0	0	8
21	TAYLOR, JEVON	g	2-5	2-4	0-0	0	0	0	3	6	0	3	0	0	0	15
32	EMERY, JAWAN	g	1-5	0-0	0-0	1	0	1	3	2	0	0	0	0	0	9
34	VANDIVER, GARIN	g	1-2	1-2	0-0	0	4	4	1	3	0	3	1	1	1	13
35	DALE, JACK	g	1-2	0-0	0-0	0	1	1	1	2	0	2	0	0	0	12
41	FISHER, BRADLEY	g	0-1	0-0	0-0	0	1	1	0	0	0	1	1	1	1	13
Team						3	0	3								
Totals			16-51	3-15	9-19	7	19	26	23	44	5	30	4	10	200	

FG % 1st Half: 7-23 30.4% 2nd half: 9-28 32.1% Game: 16-51 31.4% Deadball  
 3FG % 1st Half: 1-8 12.5% 2nd half: 2-7 28.6% Game: 3-15 20.0% Rebounds  
 FT % 1st Half: 1-7 14.3% 2nd half: 8-12 66.7% Game: 9-19 47.4% 4,1

## Arkansas 94

#	Player	Total		3-Ptr	Rebounds			PF	TP	A	TO	Blk	Stl	Min	
		FG-FA	FG-FGA		FT-FTA	Off	Def								Tot
13	Thomas, Dustin	f	3-7	0-1	0-0	0	6	6	2	6	3	1	0	0	19
33	Kingsley, Moses	c	4-6	0-0	8-8	0	4	4	3	16	1	4	6	3	21
00	Barford, Jaylen	g	2-4	0-0	2-2	1	4	5	2	6	5	4	0	5	22
03	Hannahs, Dusty	g	4-9	1-5	3-3	1	0	1	1	12	1	1	0	2	21
04	Macon, Daryl	g	7-8	3-4	3-4	1	2	3	1	20	3	1	0	3	25
01	Thompson, Trey		0-1	0-0	0-0	0	3	3	2	0	0	1	0	0	12
02	Bailey, Adrio		1-3	0-0	3-6	2	6	8	1	5	1	2	0	0	13
05	Cook, Arlando		2-4	0-0	0-2	0	2	2	1	4	2	0	1	0	17
12	Hazen, Brachen		0-4	0-1	0-0	0	1	1	3	0	0	2	0	0	14
21	Watkins, Manuale		4-6	0-1	4-6	2	1	3	1	12	1	1	1	2	18
31	Beard, Anton		5-7	1-2	2-2	0	0	0	3	13	3	2	1	1	18
	Team					2	3	5							
Totals			32-59	5-14	25-33	9	32	41	20	94	20	19	9	16	200

FG % 1st Half: 17-27 63.0% 2nd half: 15-32 46.9% Game: 32-59 54.2% Deadball  
 3FG % 1st Half: 3-8 37.5% 2nd half: 2-6 33.3% Game: 5-14 35.7% Rebounds  
 FT % 1st Half: 12-17 70.6% 2nd half: 13-16 81.3% Game: 25-33 75.8% 6,2

Officials: Joe Lindsey, Ted Valentine, Kerby Sittton  
 Technical fouls: Emporia State-None. Arkansas-None.  
 Attendance: 13279  
 Estimated Actual Attendance: 4247

Score by periods	1st	2nd	Total
Emporia State	16	28	44
Arkansas	49	45	94

Last FG - ESU 2nd-02:56, AR 2nd-00:41.  
 Largest lead - ESU by 2 1st-18:46, AR by 53 2nd-07:04.  
 ESU led for 00:58. AR led for 37:48. Game was tied for 01:14.

Points	In	Off	2nd	Fast	Bench
ESU	18	11	1	2	27
AR	46	42	11	23	34










Score tied - 0 times.  
 Lead changed - 5 times.

## » 2015-16 FINAL STATISTICS »

#	Player	gp-gs	min	avg	Total		3-Point		F-Throw		Rebounds				pf	dq	a	to	blk	stl	pts	avg
					fg-fga	fg%	3fg-fga	3fg%	ft-fa	ft%	off	def	tot	avg								
03	Hannahs, Dusty	32-20	866	27.1	174-380	.458	81-187	.433	100-115	.870	19	58	77	2.4	68	0	29	41	0	20	529	16.5
33	Kingsley, Moses	32-31	945	29.5	183-334	.548	0-0	.000	142-223	.637	103	196	299	9.3	94	4	39	65	76	36	508	15.9
05	Bell, Anthlon	32-30	918	28.7	172-402	.428	89-202	.441	69-82	.841	22	71	93	2.9	70	1	39	35	7	21	502	15.7
31	Beard, Anton	23-1	481	20.9	57-164	.348	19-66	.288	27-42	.643	13	40	53	2.3	53	2	41	17	2	24	160	7.0
04	Durham, Jabril	32-32	890	27.8	59-168	.351	19-67	.284	61-77	.792	15	96	111	3.5	70	1	204	57	2	52	198	6.2
24	Whitt, Jimmy	32-10	550	17.2	75-194	.387	6-16	.375	38-48	.792	11	42	53	1.7	66	0	35	31	6	20	194	6.1
21	Watkins, Manuale	32-9	629	19.7	69-145	.476	0-1	.000	25-46	.543	29	67	96	3.0	55	1	66	24	3	28	163	5.1
01	Thompson, Trey	29-1	503	17.3	37-61	.607	0-0	.000	16-31	.516	28	96	124	4.3	88	6	36	33	27	13	90	3.1
15	Jenkins, Lorenzo	1-0	7	7.0	1-4	.250	1-1	1.000	0-0	.000	0	2	2	2.0	0	0	1	0	0	0	3	3.0
55	Miles, Keaton	32-24	480	15.0	35-103	.340	1-4	.250	21-48	.438	35	56	91	2.8	82	1	29	34	23	19	92	2.9
50	Kouassi, Willy	31-2	255	8.2	21-36	.583	0-0	.000	20-36	.556	25	35	60	1.9	41	0	1	10	19	3	62	2.0
14	Simmons, Tristan	2-0	0	0.0	0-0	.000	0-0	.000	0-0	.000	0	0	0	0.0	0	0	0	0	0	0	0	0.0
02	Mosiman, Jake	2-0	1	0.5	0-1	.000	0-0	.000	0-0	.000	0	0	0	0.0	0	0	0	0	0	0	0	0.0
Team											74	53	127					10				
Total.....		32	6525		883-1992	.443	216-544	.397	519-748	.694	374	812	1186	37.1	687	16	520	357	165	236	2501	78.2
Opponents.....		32	6525		803-1844	.435	231-644	.359	553-790	.700	349	838	1187	37.1	659	-	447	457	140	165	2390	74.7

## » 2016-17 EXHIBITION STATISTICS »

#	Player	gp-gs	min	avg	Total		3-Point		F-Throw		Rebounds				pf	dq	a	to	blk	stl	pts	avg
					fg-fga	fg%	3fg-fga	3fg%	ft-fa	ft%	off	def	tot	avg								
03	Hannahs, Dusty	2-2	41	20.5	11-20	.550	1-7	.143	6-9	.667	1	1	2	1.0	3	0	3	1	0	3	29	14.5
04	Macon, Daryl	2-2	50	25.0	9-15	.600	4-9	.444	6-7	.857	2	3	5	2.5	1	0	6	4	0	3	28	14.0
33	Kingsley, Moses	2-2	44	22.0	6-11	.545	0-0	.000	12-14	.857	1	7	8	4.0	5	0	3	4	10	3	24	12.0
21	Watkins, Manuale	2-0	38	19.0	8-11	.727	0-2	.000	6-9	.667	4	8	12	6.0	2	0	4	2	1	3	22	11.0
31	Beard, Anton	2-0	41	20.5	7-13	.538	1-6	.167	6-7	.857	0	1	1	0.5	6	0	7	2	1	3	21	10.5
00	Barford, Jaylen	2-2	45	22.5	6-12	.500	0-2	.000	4-4	1.000	4	9	13	6.5	5	0	6	7	0	5	16	8.0
05	Cook, Arlando	2-0	29	14.5	5-8	.625	0-0	.000	2-4	.500	0	4	4	2.0	1	0	2	0	2	0	12	6.0
13	Thomas, Dustin	2-2	34	17.0	5-11	.455	0-1	.000	2-2	1.000	1	7	8	4.0	5	0	3	1	0	1	12	6.0
02	Bailey, Adrio	2-0	18	9.0	2-4	.500	0-0	.000	6-10	.600	3	10	13	6.5	1	0	1	2	0	0	10	5.0
23	Jones, CJ	1-0	11	11.0	2-6	.333	0-3	.000	0-0	.000	0	0	0	0.0	2	0	0	0	0	0	4	4.0
12	Hazen, Brachen	2-0	24	12.0	1-7	.143	0-2	.000	0-1	.000	0	1	1	0.5	4	0	0	2	0	1	2	1.0
01	Thompson, Trey	2-0	25	12.5	0-2	.000	0-0	.000	1-2	.500	1	6	7	3.5	6	0	2	4	1	0	1	0.5
Team											3	5	8									
Total.....		2	400		62-120	.517	6-32	.188	51-69	.739	20	62	82	41.0	41	0	37	29	15	22	181	90.5
Opponents.....		2	400		35-101	.347	12-40	.300	22-42	.524	14	38	52	26.0	50	-	16	49	5	13	104	52.0

0		JAYLEN <b>BARFORD</b> ■ JR ■ G ■ 6-3 ■ 202 Jackson, Tenn. ■ Motlow State CC	<table><tr><th>YEAR</th><th>GP/GS</th><th>PPG</th><th>APG</th><th>RPG</th><th>SPG</th><th>FG%</th><th>FT%</th></tr><tr><td>2016-17</td><td>--/--</td><td>--</td><td>--</td><td>--</td><td>--</td><td>--</td><td>--</td></tr><tr><td>Career</td><td>--/--</td><td>--</td><td>--</td><td>--</td><td>--</td><td>--</td><td>--</td></tr></table>	YEAR	GP/GS	PPG	APG	RPG	SPG	FG%	FT%	2016-17	--/--	--	--	--	--	--	--	Career	--/--	--	--	--	--	--	--	<b>PLAYER NOTABLES:</b> <ul style="list-style-type: none"><li>Ranked as the No. 1 JUCO transfer in the 2016 class.</li><li>Scored 20+ pts in 26 out of 32 games last season.</li><li>Led the nation last year in scoring at 26.2 ppg and paced the country in FGM (310-527) and total points (837).</li></ul>	<b>CAREER HIGHS</b> PTS: AST: REB: STL:
YEAR	GP/GS	PPG	APG	RPG	SPG	FG%	FT%																						
2016-17	--/--	--	--	--	--	--	--																						
Career	--/--	--	--	--	--	--	--																						
1		TREY <b>THOMPSON</b> ■ JR ■ F ■ 6-9 ■ 265 Madison, Ark. ■ Forrest City HS	<table><tr><th>YEAR</th><th>GP/GS</th><th>PPG</th><th>RPG</th><th>BPG</th><th>APG</th><th>FG%</th><th>FT%</th></tr><tr><td>2016-17</td><td>--/--</td><td>--</td><td>--</td><td>--</td><td>--</td><td>--</td><td>--</td></tr><tr><td>Career</td><td>43/1</td><td>2.2</td><td>3.0</td><td>0.7</td><td>0.9</td><td>.576</td><td>.559</td></tr></table>	YEAR	GP/GS	PPG	RPG	BPG	APG	FG%	FT%	2016-17	--/--	--	--	--	--	--	--	Career	43/1	2.2	3.0	0.7	0.9	.576	.559	<b>PLAYER NOTABLES:</b> <ul style="list-style-type: none"><li>Averaged 3.1 pts and 4.3 reb. per game last season.</li><li>First collegiate start came against Akron (11/18/15).</li><li>Went a perfect 6-6 from the field, scoring a career-high 13 points against LSU (2/23/16).</li></ul>	<b>CAREER HIGHS</b> PTS: 13 - LSU (2/23/16) REB: 9 - Texas Tech (1/30/16) BLK: 4 - Texas Tech (1/30/16) AST: 5 - North Florida (12/22/15)
YEAR	GP/GS	PPG	RPG	BPG	APG	FG%	FT%																						
2016-17	--/--	--	--	--	--	--	--																						
Career	43/1	2.2	3.0	0.7	0.9	.576	.559																						
2		ADRIO <b>BAILEY</b> ■ FR ■ F ■ 6-6 ■ 204 Campti, La. ■ Lakeview HS	<table><tr><th>YEAR</th><th>GP/GS</th><th>PPG</th><th>RPG</th><th>BPG</th><th>APG</th><th>FG%</th><th>FT%</th></tr><tr><td>2016-17</td><td>--/--</td><td>--</td><td>--</td><td>--</td><td>--</td><td>--</td><td>--</td></tr><tr><td>Career</td><td>--/--</td><td>--</td><td>--</td><td>--</td><td>--</td><td>--</td><td>--</td></tr></table>	YEAR	GP/GS	PPG	RPG	BPG	APG	FG%	FT%	2016-17	--/--	--	--	--	--	--	--	Career	--/--	--	--	--	--	--	--	<b>PLAYER NOTABLES:</b> <ul style="list-style-type: none"><li>Ranked as the No. 11 player in the state of Louisiana.</li><li>Averaged 19.5 ppg, 12.7 rpg and 3.9 bpg as a senior.</li><li>No. 50 small forward in 2016 class by Rivals.com.</li></ul>	<b>CAREER HIGHS</b> PTS: REB: BLK: AST:
YEAR	GP/GS	PPG	RPG	BPG	APG	FG%	FT%																						
2016-17	--/--	--	--	--	--	--	--																						
Career	--/--	--	--	--	--	--	--																						
3		DUSTY <b>HANNAHS</b> ■ SR ■ G ■ 6-3 ■ 210 Little Rock, Ark. ■ Texas Tech University	<table><tr><th>YEAR</th><th>GP/GS</th><th>PPG</th><th>APG</th><th>SPG</th><th>FG%</th><th>3FG%</th><th>FT%</th></tr><tr><td>2016-17</td><td>--/--</td><td>--</td><td>--</td><td>--</td><td>--</td><td>--</td><td>--</td></tr><tr><td>Career</td><td>94/46</td><td>10.3</td><td>0.8</td><td>0.5</td><td>.420</td><td>.395</td><td>.873</td></tr></table>	YEAR	GP/GS	PPG	APG	SPG	FG%	3FG%	FT%	2016-17	--/--	--	--	--	--	--	--	Career	94/46	10.3	0.8	0.5	.420	.395	.873	<b>PLAYER NOTABLES:</b> <ul style="list-style-type: none"><li>Leads all SEC returners in 3FGM (81) and percentage (.433).</li><li>Scored 29 pts (17 &amp; 12) combined in the two exhibition games.</li><li>One of 20 players on the Jerry West Shooting Guard of the Year Award watch list.</li></ul>	<b>CAREER HIGHS</b> PTS: 33 - Florida (3/10/16) AST: 6 - at West Virginia (1/22/14) STL: 3 - (2x) last vs. Miss. St. (1/9/16) 3FGM: 8 - Miss. St. (1/9/16)
YEAR	GP/GS	PPG	APG	SPG	FG%	3FG%	FT%																						
2016-17	--/--	--	--	--	--	--	--																						
Career	94/46	10.3	0.8	0.5	.420	.395	.873																						
4		DARYL <b>MACON</b> ■ JR ■ G ■ 6-3 ■ 185 Little Rock, Ark. ■ Holmes CC	<table><tr><th>YEAR</th><th>GP/GS</th><th>PPG</th><th>APG</th><th>SPG</th><th>FG%</th><th>3FG%</th><th>FT%</th></tr><tr><td>2016-17</td><td>--/--</td><td>--</td><td>--</td><td>--</td><td>--</td><td>--</td><td>--</td></tr><tr><td>Career</td><td>--/--</td><td>--</td><td>--</td><td>--</td><td>--</td><td>--</td><td>--</td></tr></table>	YEAR	GP/GS	PPG	APG	SPG	FG%	3FG%	FT%	2016-17	--/--	--	--	--	--	--	--	Career	--/--	--	--	--	--	--	--	<b>PLAYER NOTABLES:</b> <ul style="list-style-type: none"><li>Ranked as the No. 3 JUCO transfer in the 2016 class.</li><li>Averaged 23.9 ppg, 3.7 rpg and 3.2 apg as a sophomore.</li><li>Reached double figures in 17 of 18 games, while scoring 20+ pts in 12 of 18 games.</li></ul>	<b>CAREER HIGHS</b> PTS: AST: STL: 3FGM:
YEAR	GP/GS	PPG	APG	SPG	FG%	3FG%	FT%																						
2016-17	--/--	--	--	--	--	--	--																						
Career	--/--	--	--	--	--	--	--																						
5		ARLANDO <b>COOK</b> ■ JR ■ F ■ 6-8 ■ 215 St. Louis, Mo. ■ Connors State College	<table><tr><th>YEAR</th><th>GP/GS</th><th>PPG</th><th>RPG</th><th>BPG</th><th>APG</th><th>FG%</th><th>FT%</th></tr><tr><td>2016-17</td><td>--/--</td><td>--</td><td>--</td><td>--</td><td>--</td><td>--</td><td>--</td></tr><tr><td>Career</td><td>--/--</td><td>--</td><td>--</td><td>--</td><td>--</td><td>--</td><td>--</td></tr></table>	YEAR	GP/GS	PPG	RPG	BPG	APG	FG%	FT%	2016-17	--/--	--	--	--	--	--	--	Career	--/--	--	--	--	--	--	--	<b>PLAYER NOTABLES:</b> <ul style="list-style-type: none"><li>Ranked as the No. 6 JUCO transfer in the 2016 class.</li><li>Averaged 16.0 pts and 10.1 rebs per game last season.</li><li>Totaled 15 double-doubles, eight 20-point games and 16 10+ rebound performances last season.</li></ul>	<b>CAREER HIGHS</b> PTS: REB: BLK: AST:
YEAR	GP/GS	PPG	RPG	BPG	APG	FG%	FT%																						
2016-17	--/--	--	--	--	--	--	--																						
Career	--/--	--	--	--	--	--	--																						
12		BRACHEN <b>HAZEN</b> ■ FR ■ F ■ 6-8 ■ 195 Fort Wayne, Ind. ■ Columbia City HS	<table><tr><th>YEAR</th><th>GP/GS</th><th>PPG</th><th>APG</th><th>RPG</th><th>FG%</th><th>3FG%</th><th>FT%</th></tr><tr><td>2016-17</td><td>--/--</td><td>--</td><td>--</td><td>--</td><td>--</td><td>--</td><td>--</td></tr><tr><td>Career</td><td>--/--</td><td>--</td><td>--</td><td>--</td><td>--</td><td>--</td><td>--</td></tr></table>	YEAR	GP/GS	PPG	APG	RPG	FG%	3FG%	FT%	2016-17	--/--	--	--	--	--	--	--	Career	--/--	--	--	--	--	--	--	<b>PLAYER NOTABLES:</b> <ul style="list-style-type: none"><li>Ranked as the No. 7 player in the state of Indiana.</li><li>No. 50 small forward in 2016 class by 247Sports.</li><li>Averaged 16.1 pts, 9.3 rebs, 2.6 asts, 1.4 stls and 1.8 blks per game as a senior.</li></ul>	<b>CAREER HIGHS</b> PTS: AST: REB: 3FGM:
YEAR	GP/GS	PPG	APG	RPG	FG%	3FG%	FT%																						
2016-17	--/--	--	--	--	--	--	--																						
Career	--/--	--	--	--	--	--	--																						
13		DUSTIN <b>THOMAS</b> ■ R-JR ■ F ■ 6-8 ■ 225 Texarkana, Texas ■ University of Colorado	<table><tr><th>YEAR</th><th>GP/GS</th><th>PPG</th><th>RPG</th><th>BPG</th><th>SPG</th><th>FG%</th><th>FT%</th></tr><tr><td>2016-17</td><td>--/--</td><td>--</td><td>--</td><td>--</td><td>--</td><td>--</td><td>--</td></tr><tr><td>Career</td><td>67/17</td><td>4.0</td><td>2.5</td><td>0.2</td><td>0.3</td><td>.430</td><td>.613</td></tr></table>	YEAR	GP/GS	PPG	RPG	BPG	SPG	FG%	FT%	2016-17	--/--	--	--	--	--	--	--	Career	67/17	4.0	2.5	0.2	0.3	.430	.613	<b>PLAYER NOTABLES:</b> <ul style="list-style-type: none"><li>Sat out last season after transferring from Colorado.</li><li>Averaged 4.0 ppg and 2.5 rpg at Colorado.</li><li>Posted a combined 12 pts and 8 rebs in the two exhibition games.</li></ul>	<b>CAREER HIGHS</b> PTS: 17 - USC (1/4/15) REB: 7 - Drexel (11/14/14) BLK: 2 - (2x) last vs. California (2/12/15) STL: 3 - USC (1/4/15)
YEAR	GP/GS	PPG	RPG	BPG	SPG	FG%	FT%																						
2016-17	--/--	--	--	--	--	--	--																						
Career	67/17	4.0	2.5	0.2	0.3	.430	.613																						
21		MANUALE <b>WATKINS</b> ■ SR ■ G ■ 6-3 ■ 222 Fayetteville, Ark. ■ Fayetteville HS	<table><tr><th>YEAR</th><th>GP/GS</th><th>PPG</th><th>APG</th><th>RPG</th><th>SPG</th><th>FG%</th><th>FT%</th></tr><tr><td>2016-17</td><td>--/--</td><td>--</td><td>--</td><td>--</td><td>--</td><td>--</td><td>--</td></tr><tr><td>Career</td><td>76/9</td><td>3.4</td><td>1.4</td><td>2.3</td><td>0.9</td><td>.505</td><td>.597</td></tr></table>	YEAR	GP/GS	PPG	APG	RPG	SPG	FG%	FT%	2016-17	--/--	--	--	--	--	--	--	Career	76/9	3.4	1.4	2.3	0.9	.505	.597	<b>PLAYER NOTABLES:</b> <ul style="list-style-type: none"><li>Averaged 5.1 ppg and 3.0 rpg last season as a junior.</li><li>Posted a combined 22 pts and 12 rebs in two exhibitions.</li><li>All six double-digit scoring efforts in his career came last season. (Scored 10+ in both exhibition games)</li></ul>	<b>CAREER HIGHS</b> PTS: 14 - (2x) last at Wake Forest (12/4/15) AST: 5 - (4x) last at Dayton (12/30/15) REB: 9 - Northwestern St. (12/1/15) STL: 5 - Wake Forest (11/19/14)
YEAR	GP/GS	PPG	APG	RPG	SPG	FG%	FT%																						
2016-17	--/--	--	--	--	--	--	--																						
Career	76/9	3.4	1.4	2.3	0.9	.505	.597																						
23		C.J. <b>JONES</b> ■ FR ■ G ■ 6-5 ■ 175 Birmingham, Ala. ■ Central Park Christian	<table><tr><th>YEAR</th><th>GP/GS</th><th>PPG</th><th>APG</th><th>SPG</th><th>FG%</th><th>3FG%</th><th>FT%</th></tr><tr><td>2016-17</td><td>--/--</td><td>--</td><td>--</td><td>--</td><td>--</td><td>--</td><td>--</td></tr><tr><td>Career</td><td>--/--</td><td>--</td><td>--</td><td>--</td><td>--</td><td>--</td><td>--</td></tr></table>	YEAR	GP/GS	PPG	APG	SPG	FG%	3FG%	FT%	2016-17	--/--	--	--	--	--	--	--	Career	--/--	--	--	--	--	--	--	<b>PLAYER NOTABLES:</b> <ul style="list-style-type: none"><li>Ranked as the No. 6 player in the state of Alabama.</li><li>Led his high school team in scoring his final two years.</li><li>Averaged 28 pts, 6 rebs, 4 asts and 3 stls per game as a senior.</li></ul>	<b>CAREER HIGHS</b> PTS: AST: STL: 3FGM:
YEAR	GP/GS	PPG	APG	SPG	FG%	3FG%	FT%																						
2016-17	--/--	--	--	--	--	--	--																						
Career	--/--	--	--	--	--	--	--																						
31		ANTON <b>BEARD</b> ■ JR ■ G ■ 6-0 ■ 198 North Little Rock, Ark. ■ North Little Rock HS	<table><tr><th>YEAR</th><th>GP/GS</th><th>PPG</th><th>APG</th><th>SPG</th><th>FG%</th><th>3FG%</th><th>FT%</th></tr><tr><td>2016-17</td><td>--/--</td><td>--</td><td>--</td><td>--</td><td>--</td><td>--</td><td>--</td></tr><tr><td>Career</td><td>58/17</td><td>6.2</td><td>1.6</td><td>1.0</td><td>.366</td><td>.325</td><td>.639</td></tr></table>	YEAR	GP/GS	PPG	APG	SPG	FG%	3FG%	FT%	2016-17	--/--	--	--	--	--	--	--	Career	58/17	6.2	1.6	1.0	.366	.325	.639	<b>PLAYER NOTABLES:</b> <ul style="list-style-type: none"><li>5 of 7 double-digit efforts last year came in SEC play.</li><li>Had a 2.4 assist/turnover ratio last season.</li><li>Finished with a 3.5 assist/turnover Ratio in the two exhibitions.</li></ul>	<b>CAREER HIGHS</b> PTS: 18 - at Georgia (1/23/16) AST: 5 - (4x) last at Dayton (12/30/15) STL: 5 - Milwaukee (12/22/14) 3FGM: 4 - at Ole Miss (2/14/15)
YEAR	GP/GS	PPG	APG	SPG	FG%	3FG%	FT%																						
2016-17	--/--	--	--	--	--	--	--																						
Career	58/17	6.2	1.6	1.0	.366	.325	.639																						
33		MOSES <b>KINGSLEY</b> ■ SR ■ F ■ 6-10 ■ 230 Abuja, Nigeria ■ Huntington Prep (W.Va.)	<table><tr><th>YEAR</th><th>GP/GS</th><th>PPG</th><th>RPG</th><th>BPG</th><th>SPG</th><th>FG%</th><th>FT%</th></tr><tr><td>2016-17</td><td>--/--</td><td>--</td><td>--</td><td>--</td><td>--</td><td>--</td><td>--</td></tr><tr><td>Career</td><td>100/35</td><td>7.7</td><td>4.9</td><td>1.6</td><td>0.7</td><td>.533</td><td>.637</td></tr></table>	YEAR	GP/GS	PPG	RPG	BPG	SPG	FG%	FT%	2016-17	--/--	--	--	--	--	--	--	Career	100/35	7.7	4.9	1.6	0.7	.533	.637	<b>PLAYER NOTABLES:</b> <ul style="list-style-type: none"><li>Recorded 16 double-doubles last season.</li><li>Fifth in school history with 163 career blocks.</li><li>Third SEC Preseason Player of the Year in school history (Ronnie Brewer/Joe Johnson)</li></ul>	<b>CAREER HIGHS</b> PTS: 26 - at Dayton (12/30/15) REB: 14 - Mercer (12/19/15) BLK: 8 - Tennessee Tech (12/12/15) STL: 4 - Auburn (2/17/16)
YEAR	GP/GS	PPG	RPG	BPG	SPG	FG%	FT%																						
2016-17	--/--	--	--	--	--	--	--																						
Career	100/35	7.7	4.9	1.6	0.7	.533	.637																						
HC		 1980-82 - Student-Athlete  1982-85 - Volunteer Assistant  1985-89 - Volunteer Assistant 1989-00 - Assistant Coach 2000-02 - Assistant Head Coach  2002-06 - Head Coach 89-41 (.680)  2006-11 - Head Coach 111-57 (.660)  2011-Present - Head Coach 102-64 (.614)																											